



American Samoa Community College

Institution-Set Standards (ISS) Updates

ASCC Spring 2021 Faculty Orientation
January 11, 2021



ASCC MISSION

The Mission of the American Samoa Community College is to foster successful student learning by providing high quality educational programs and services that will enable students to achieve their educational goals and to contribute to the social, cultural, political, economic, technological, and environmental well-being of American Samoa.

To fulfill this mission, the College, as an open admissions, United States accredited, Land Grant institution, provides access to bachelor and associate degrees and certificate programs of study. These programs prepare all students including those who are educationally underserved, challenged, or non-traditional for:

- Successful entry into the workforce
- **Transfer to institutions of higher learning**
- Awareness of the Samoan Culture and the Pacific
- Research and extension in human and natural resources

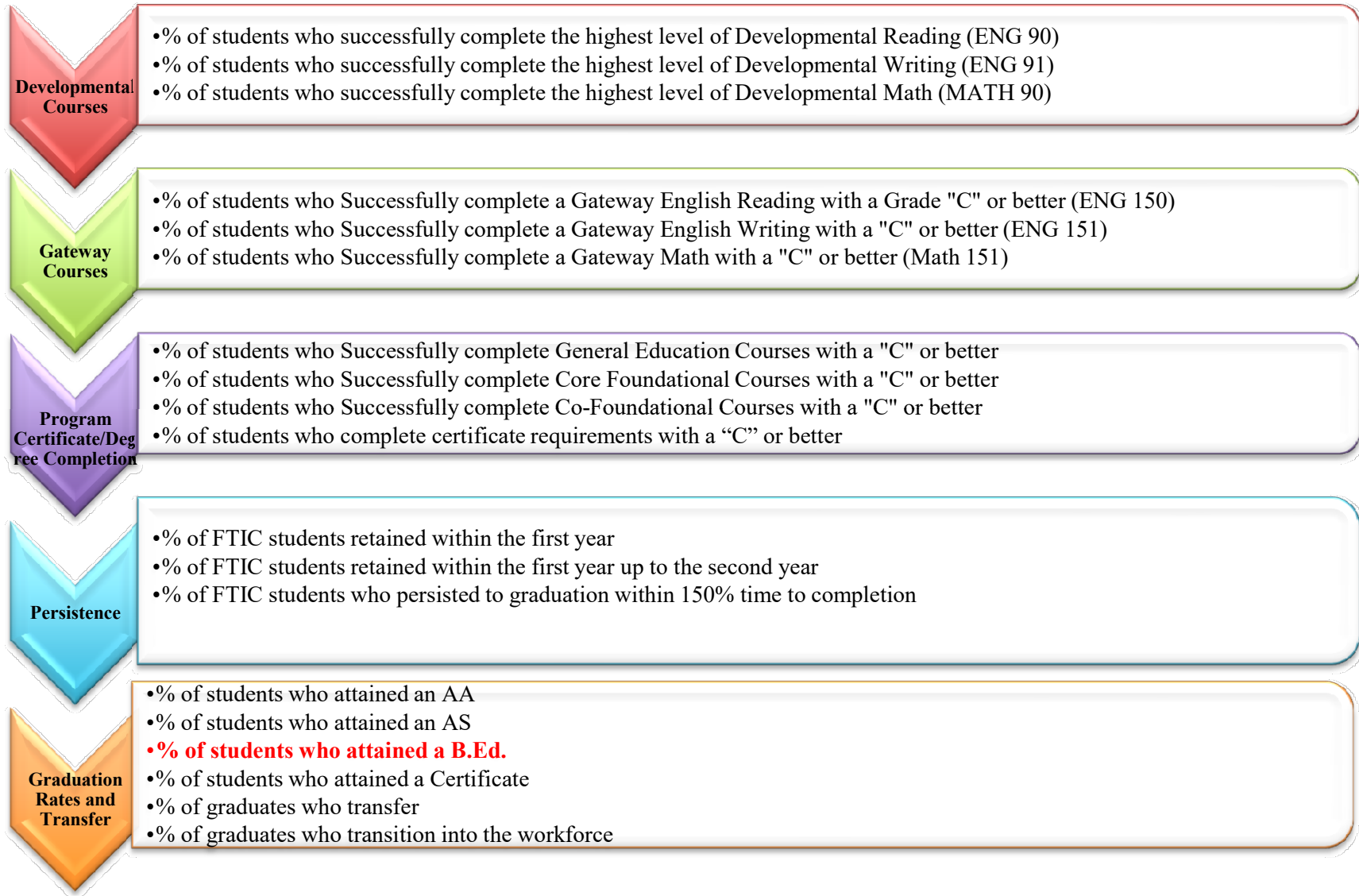
2020 Review Outcomes:

- Provide internal stakeholders the opportunity to engage in the dialogue for the third review of the College's ISS.
- Emphasize the link of ISS to the Mission of the College.
- Review the relationship of ISS to academic programs/departments and student support services.
- Discuss the appropriateness of the College's ISS and its impact on academic programs/departments and student support services.
- Review of ISS and Stretch Goals
- **Approval of ISS and proposed stretch goals**

ISS for Student Achievement

- ❖ **Developmental Courses**: The successful Completion of highest developmental English and Math Courses which transition students into college readiness
- ❖ **Gateway Courses**: The successful completion of college level English and Math Courses as required by all degrees to transition into Gen-Ed and Program Requirements
- ❖ **Degree Program Requirements**: The successful Completion of Gen-Ed, Core Foundational and Co-Foundational courses required by a Degree program
- ❖ **Persistence**: The retention of students in their first year and second year and within 150% time to graduation.
- ❖ **Degree/Certificate Completion and Career Technical Education**: The successful completion of a Degree Program or Certificate; and Career Technical Education Programs.
- ❖ **Graduation, Transfer, and Transition to workforce**: The successful completion of a Degree Program or Certificate and transfer to institutions of higher learning or transition into the workforce.

Student Achievement Benchmarks



PATHWAY TO STUDENT SUCCESS

MILESTONES

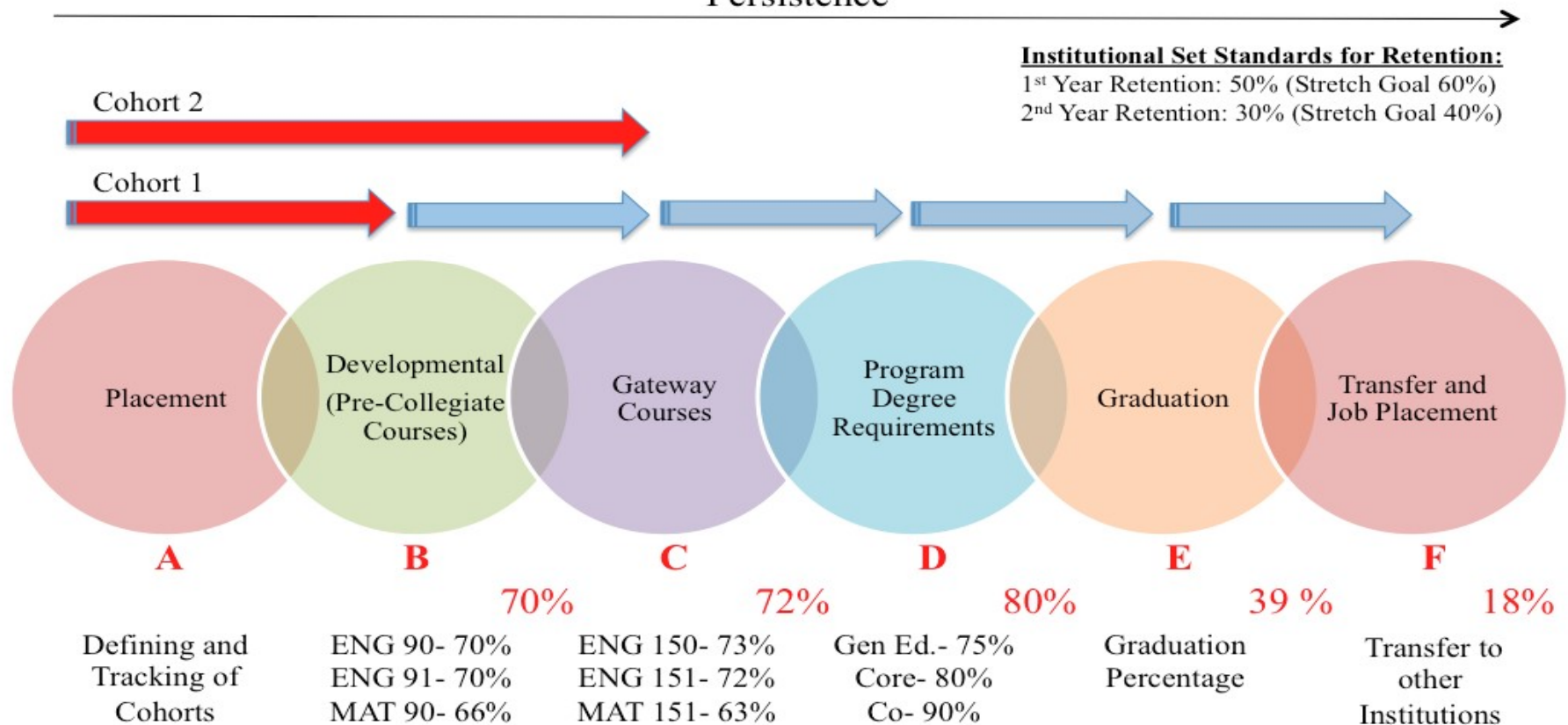


- Cohort 1- Profile: Students Seeking Degree(s) **and/or** Certificate(s)
- Cohort 2- Profile: Students Seeking Degree(s) **and/or** Certificate(s)



- Cohort Retention Rates:
- Cohort 1: B-C, C-D, D-E, E-F.
- Cohort 2: (A) C-D, D-E **or** (B) C-D, D-E, E-F.

Persistence





American Samoa Community College

Standard I: Developmental Courses



Standard One: Developmental Courses

Indicator: The successful completion of highest non-credit bearing English and Math Courses which transition students into college readiness.

- ENG 90
- ENG 91
- MAT 90



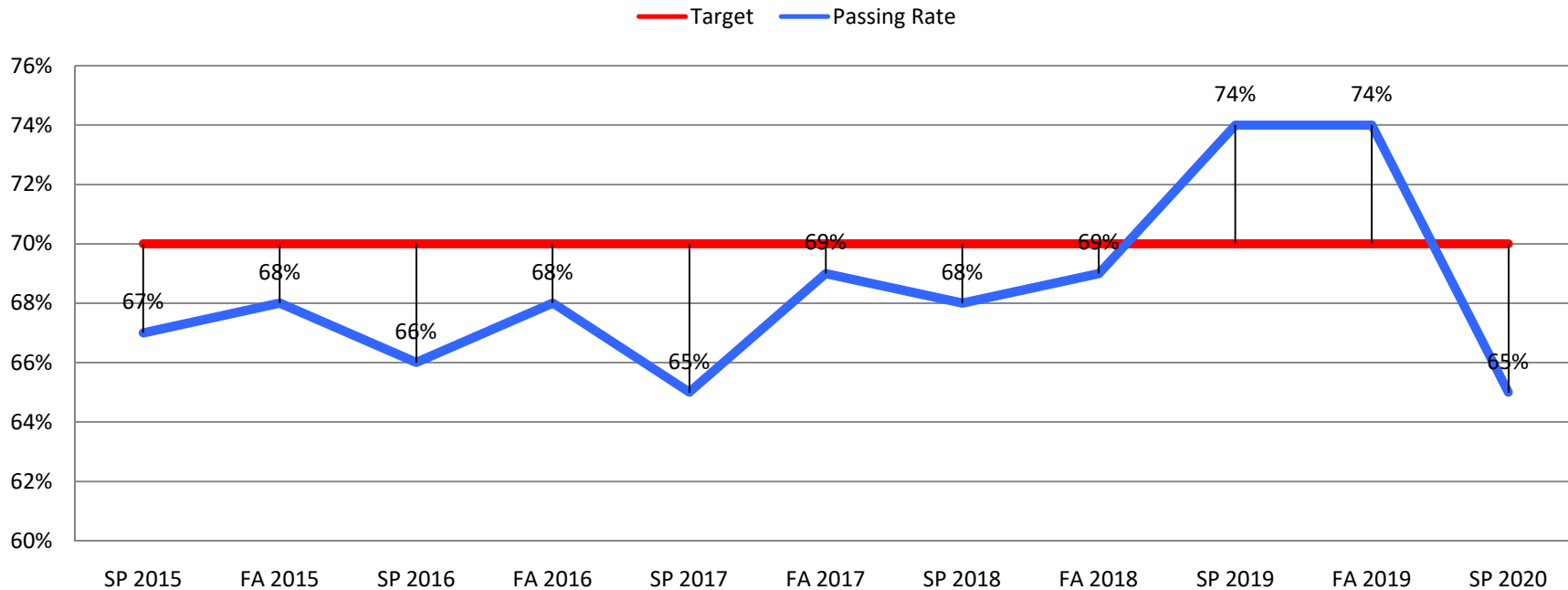
Overall Percentage for ENG 90, ENG 91 and MAT 90

- **Rate Calculation:** Total number of students who passed **ENG 90, ENG 91 and MAT 90** in all the sessions offered per semester divided by the total number of students enrolled in all ENG 90, ENG 91 and MAT 90 sessions per semester.
- **Target set in 2015: 70%**



Overall Passing Rates

Developmental Overall Rates: Target = 70%



Statistics:

- Target met: 30%
- Min: **65%**
- Max: **74%**
- Median: **68%**
- Mean: **68%**

Recommendations

- 2015: Target set at **70%**/ No stretch goal
- 2017: No Change
- 2020: No Change- **Accept target at 70%**
- **Proposal: 75% - Stretch Goal**



Standard One: Developmental Courses

- **2020 Proposal:**
- **Developmental Courses:**
 - **Target set in 2015: 70%**
 - **Recommendations for Approval:**
 - **Accept Target: 70%**
 - **Set Stretch Goal: 75%**



American Samoa Community College

Standard II:
Gateway Courses



Standard Two: Gateway Courses

Indicator: The successful completion of entry level, credit bearing English and Math Courses required by all AA and AS degree programs.

- ENG 150
- ENG 151
- MAT 151



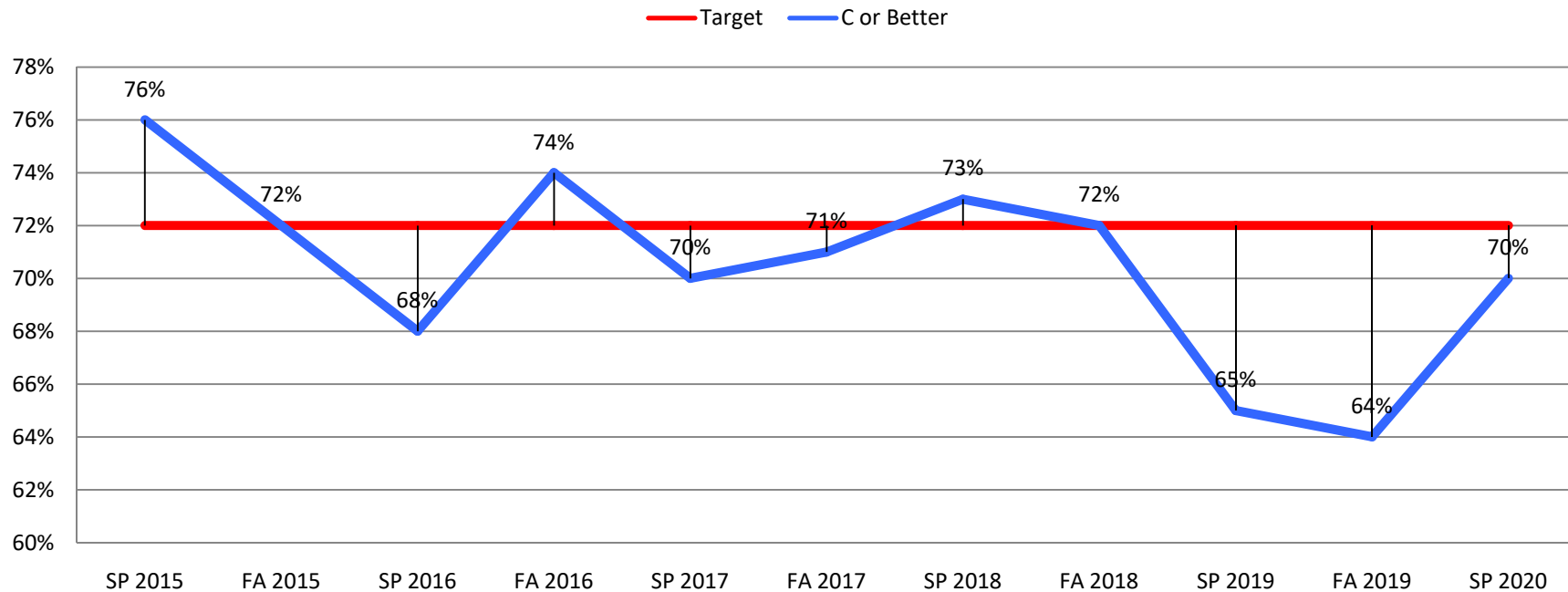
Overall

- **Rate Calculation:** Total number of students who completed ENG 150, ENG 151 and MAT 151 with a “C” or better in all the sessions offered per semester divided by the total number of students enrolled in all ENG 150, ENG 151 and MAT 151 sessions per semester.
- **Target set in 2015:** 72%



Standard for Overall Gateway

Overall Passing Rate: Target = 72%



Statistics:

- Target met: **37%**
- Min: **64%**
- Max: **76%**
- Median: **71%**
- Mean: **70%**

Recommendations:

- 2015: Target set at **72%**/ No stretch goal
- 2017: No Change
- 2020: No Change- **Accept target 72%**
- **Proposal: Stretch Goal – 75%**



Standard Two: Gateway Courses

- **2020 Proposal:**
- **Gateway Courses:**
 - **Target set in 2015: 72%**
 - **Recommendations for Approval:**
 - **Accept Target: 72%**
 - **Set Stretch Goal: 75%**



American Samoa Community College

Standard III: Degree Program Requirements



Standard III: Degree Program Requirements

Indicator:

- The successful completion of General Education, Core Foundational, and Co-Foundational Courses required by a Degree program.
 - General Education
 - Core Foundational
 - Co-Foundational



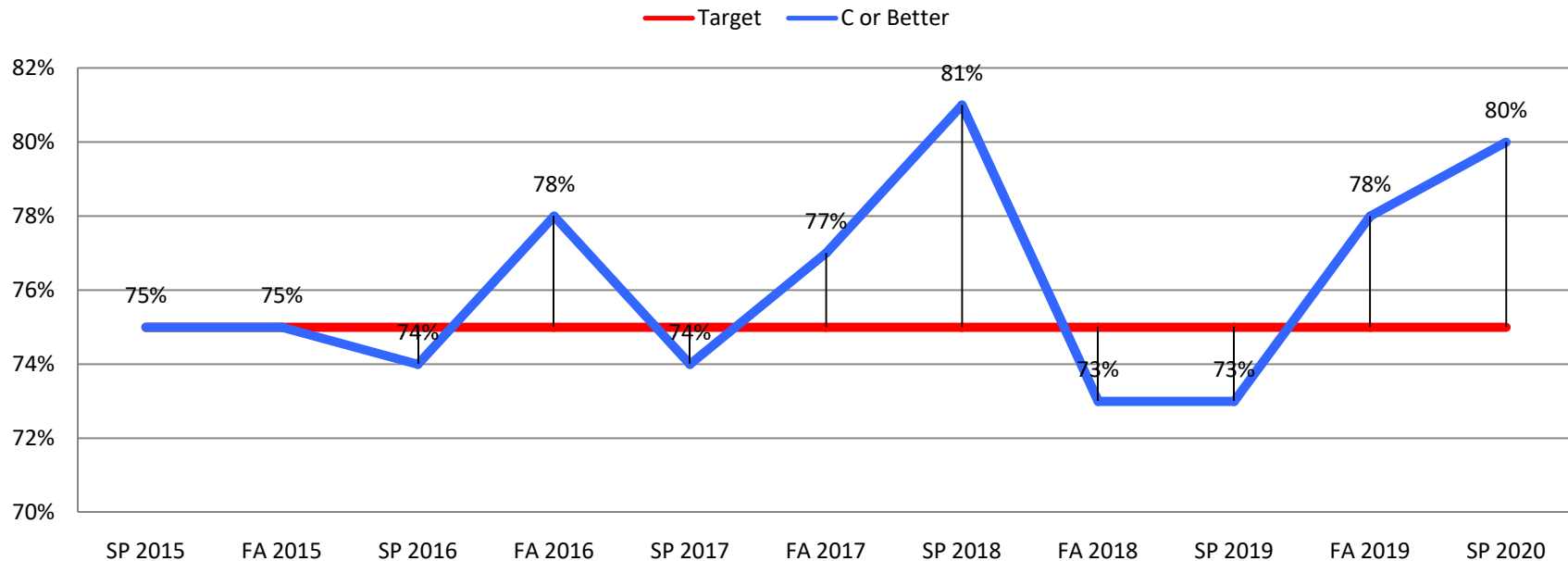
General Education

- **Rate Calculation:** Total number of students who completed General Education Courses with a “C” or better in all the sessions offered per semester divided by the total number of students enrolled in all General Education sessions per semester.
- **Target set in 2015:** 75%



Standard for General Education

General Education: Target = 75%



Statistics:

- Target met: **55% (9 Semesters)**
- Min: **73%**
- Max: **81%**
- Median: **75%**
- Mean: **76%**

Recommendations:

- 2015: Target set at **75%**/ No stretch goal
- 2017: No Change
- 2020: **No Change-Accept Target-75%**
- **Proposal: 80% Stretch Goal**



Standard III: Degree Program Requirements (General Education Courses)

- **2020 Proposal:**
- **General Education Courses**
 - **Target set in 2015: 75%**
 - **Recommendations for Approval:**
 - **Accept Target: 75%**
 - **Set Stretch Goal: 80%**



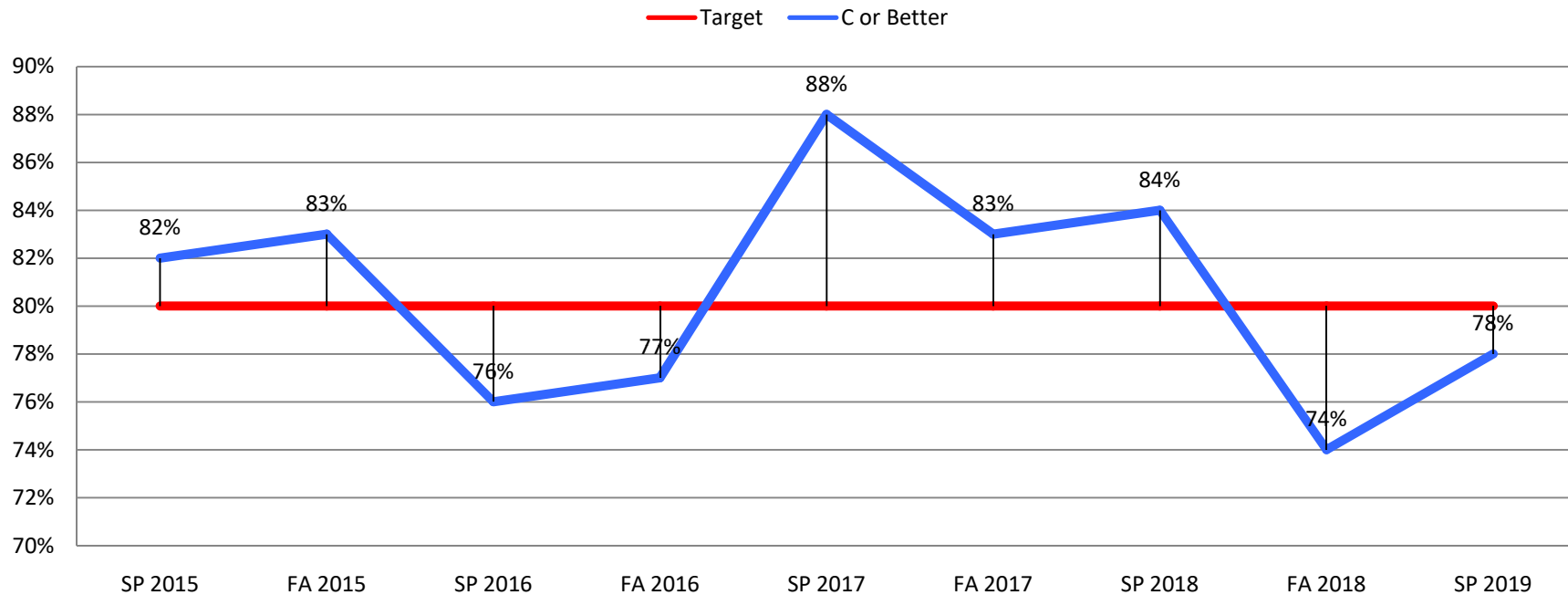
Core Foundational Courses

- **Rate Calculation:** Total number of students who completed Core Foundational Courses with a “C” or better in all the sessions offered per semester divided by the total number of students enrolled in all Core Foundational sessions per semester.
- **Target set in 2015: 80%**



Standard for Core Foundational

Core: Target = 80%



Statistics:

- Target met: **55% (9 Semesters)**
- Min: **74%**
- Max: **88%**
- Median: **82%**
- Mean: **81%**

Recommendations:

- 2015: Target set at **80%**/ No stretch goal
- 2017: No Change
- **2020: No Change- Accept Target 80%**
- **Proposal: Stretch Goal at 85%**



Standard III: Degree Program Requirements (Core Foundational Courses)

- **2020 Proposal:**
- **Core Foundational Courses**
 - **Target set in 2015: 80%**
 - **Recommendations for Approval:**
 - **Accept Target: 80%**
 - **Set Stretch Goal: 85%**



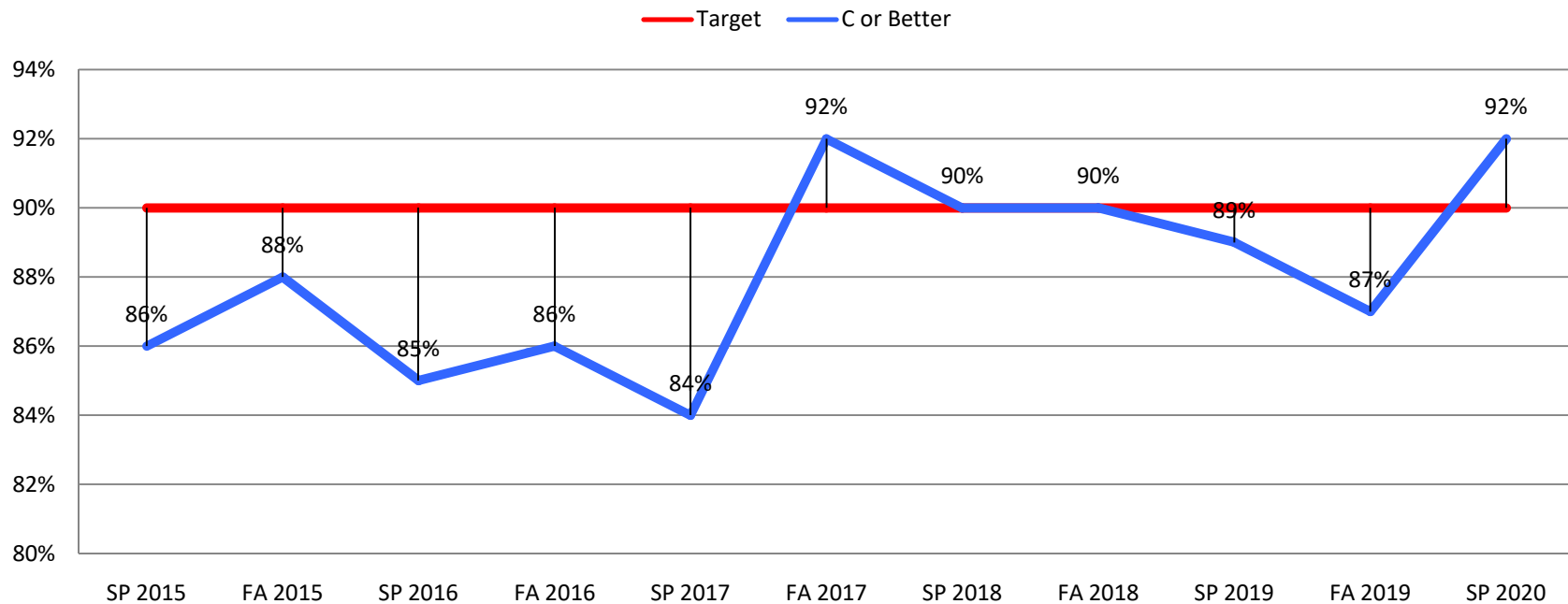
Co-Foundational Courses

- **Rate Calculation:** Total number of students who completed Co-Foundational Courses with a “C” or better in all the sessions offered per semester divided by the total number of students enrolled in all Co-Foundational sessions per semester.
- **Target set in 2015: 90%**



Standard for Co-Foundational

Co: Target = 90%



Statistics:

- Target met: **36%**
- Min: **84%**
- Max: **92%**
- Median: **88%**
- Mean: **88%**

Recommendations:

- 2015: Target set at **90%**/ No stretch goal
- 2017: No Change
- 2020: No Change- **Accept Target- 90%**
- **Proposal: Stretch Goal at 95%**



Standard III: Degree Program Requirements (Co-Foundational Courses)

- **2020 Proposal:**
- **Co-Foundational Courses**
 - **Target set in 2015: 90%**
 - **Recommendations for Approval:**
 - **Accept Target: 90%**
 - **Set Stretch Goal: 95%**



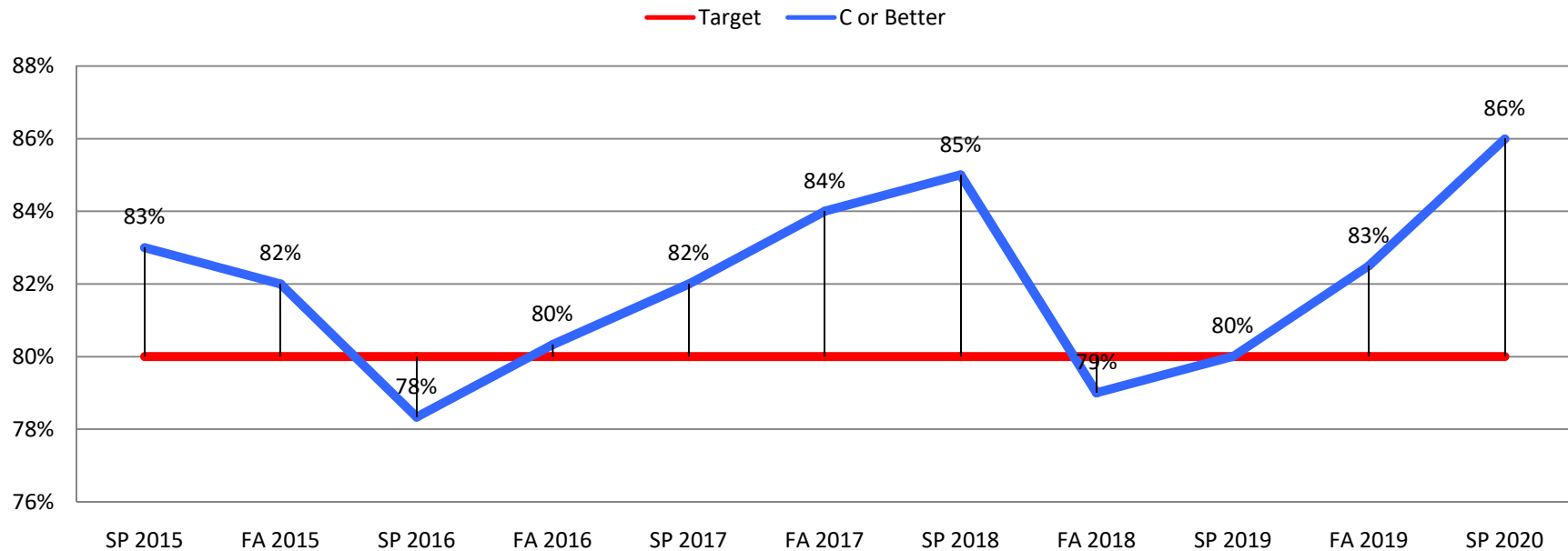
Overall

- **Rate Calculation:** Total number of students who completed all Program requirements with a “C” or better in all the sessions offered per semester divided by the total number of students enrolled in all program requirement sessions per semester.
- **Target set in 2015: 80%**



Standard for Program Requirements

Overall Program Requirements: Target = 80%



Statistics:

- Target met: **81%**
- Min: **78%**
- Max: **86%**
- Median: **82%**
- Mean: **82%**

Recommendations:

- 2015: Target set at **80%**/ No stretch goal
- 2017: No Change
- 2020: No Change- **Accept Target 80%**
- **Proposal- Stretch Goal- 85%**



Standard III: Degree Program Requirements (All Degree Program Requirements- GEO, Core, and Co-foundational courses)

- **2020 Proposal:**
- **Program Requirements**
 - **Target set in 2015: 80%**
 - **Recommendations for Approval:**
 - **Accept Target: 80%**
 - **Set Stretch Goal: 85%**



American Samoa Community College

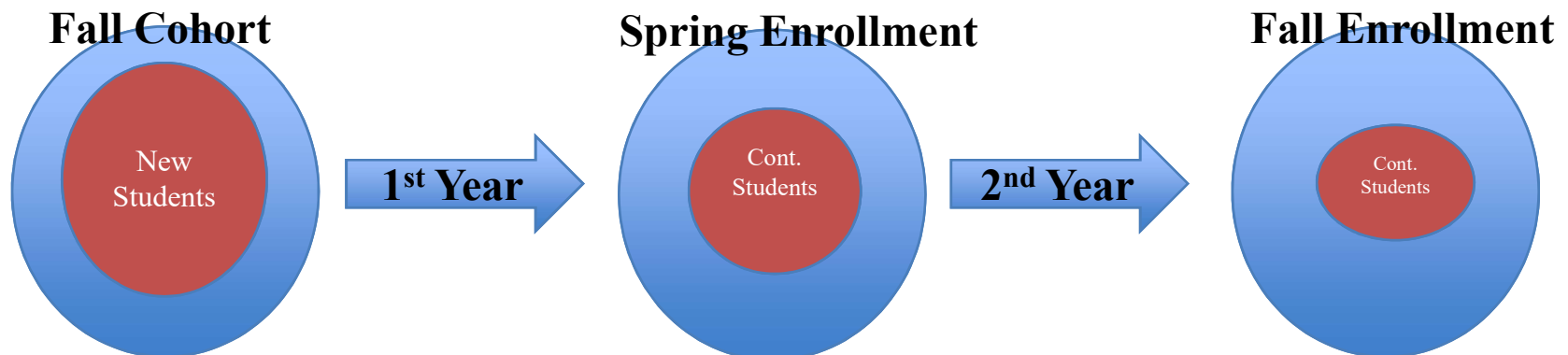
Standard IV: Persistence



Standard IV: Persistence

Indicator:

- The retention of students in the first year and second year of study.
 - First Year Retention: Percentage of “new students” enrolled in a Fall cohort who are enrolled in the following Spring semester.
 - Second Year Retention: Percentage of “new students” from first year retention who are enrolled again in the following Fall semester.





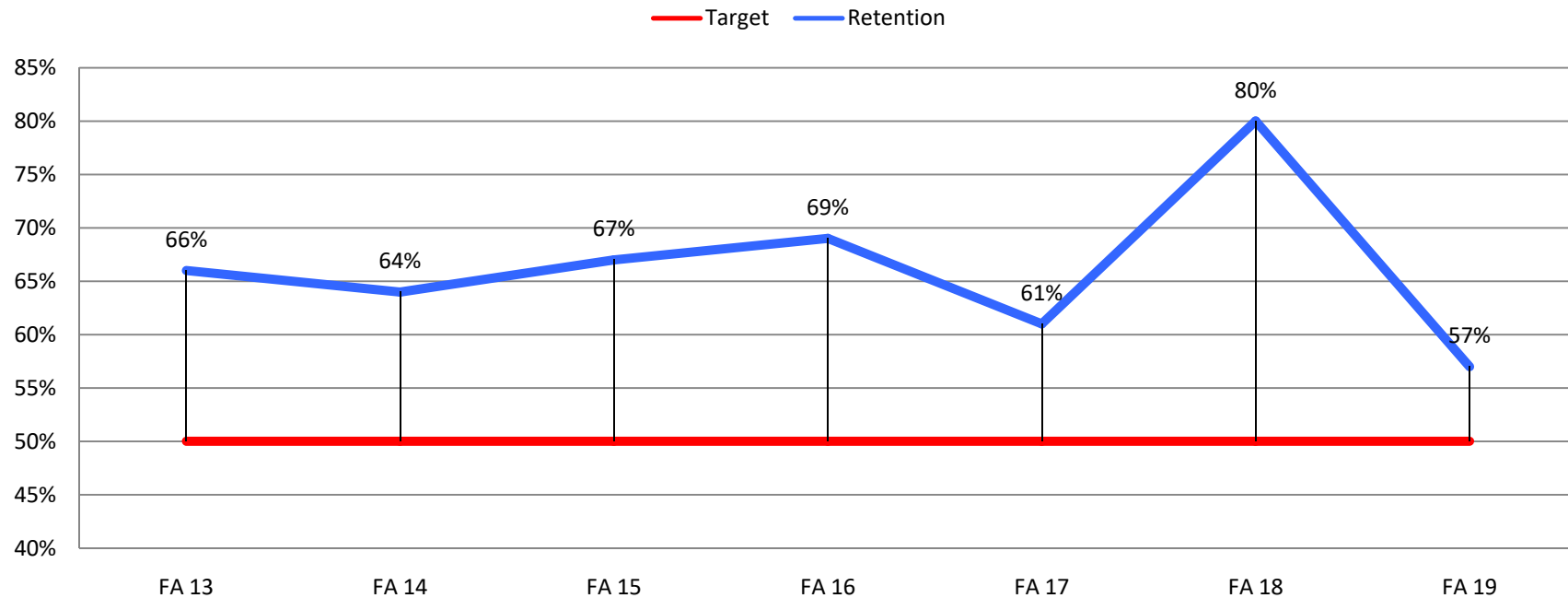
First Year Retention

- **Rate Calculation:** The number of "New Students" from each Fall Cohort who enrolled in the following Spring Semester divided by the total number of "New Students" in Fall Cohort.
- **Target set in 2015: 50%**



Standard for Persistence

First year Retention: Target = 50%



Statistics:

- Target met out of 11 semesters: **100%**
- Min: **57%**
- Max: **80%**
- Median: **66%**
- Mean: **66%**

Recommendations:

- 2015: Target set at **50%**/ Stretch Goal=**60%**
- 2017: No Change
- 2020: **Proposal New Target 60%**, Stretch Goal at **70%**



Standard IV: Persistence (First Year Retention)

- **2020 Proposal:**
- **First Year Retention:**
 - Target set in 2015: **50%**
 - Stretch Goal in 2015: **60%**
 - **Recommendations for Approval:**
 - **New Target: 60%**
 - **New Stretch Goal: 70%**



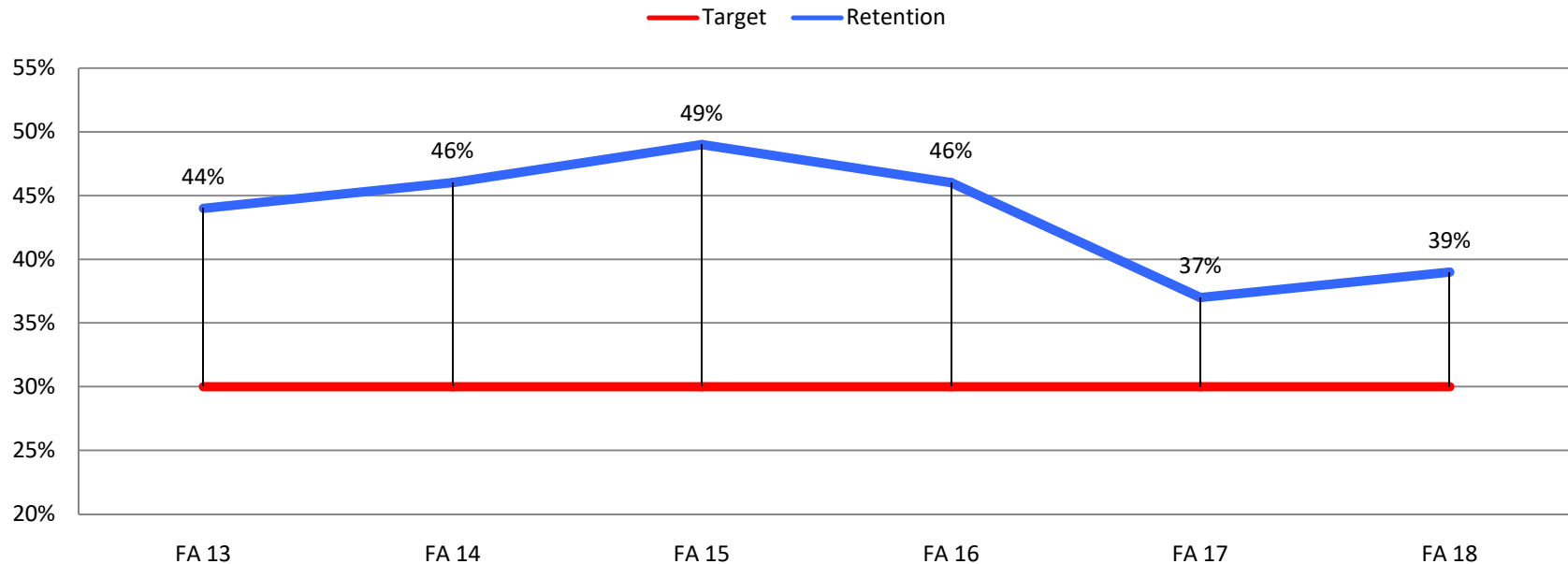
Second Year Retention

- **Rate Calculation:** The number of First year students from each Fall Cohort that enrolled in following Spring and Fall semesters divided by the total number of "New Students" in a Fall cohort.
- **Target set in 2015: 30%**



Standard for Persistence

Second Year Retention: Target = 30%



Statistics:

- Target met out of 11 semesters: **100%**
- Min: **37%**
- Max: **49%**
- Median: **45%**
- Mean: **44%**

Recommendations:

- 2015: Target = **30%**/ Stretch goal = **40%**
- 2017: No Change
- 2020: **Proposal Target at 35%, Stretch Goal at 45%**



Standard IV: Persistence (Second Year Retention)

- **2020 Proposal:**
- **Persistence (2nd Year Retention)**
 - Target set in 2015: **30%**
 - Stretch Goal in 2015: **40%**
 - **Recommendations for Approval:**
 - **New Target: 35%**
 - **New Stretch Goal: 45%**



American Samoa Community College

Standard V:

Degree/Certificate Completion and
Career Technical Education



Standard V: Degree and Certificate Completion, and Career Technical Education (CTE)

Indicator:

- The successful completion of a Degree Program or Certificate program.
 - Percentage of **Graduates who complete Associate Degrees.**
 - Percentage of **Graduates who complete certificates of Proficiency**
 - Percentage of **graduates who complete the Bachelor of Education in Elementary Education**



Standard V: Degree and Certificate Completion

Rate Calculation: Number of graduates that completed Associate degrees in 3 years (5-6 semesters not including Summer Term) divided by the total number of graduates.

- Number of graduates that completed Certificates divided by the total number of graduates
- Number of graduates that completed a Bachelor Degree divided by the total number of graduates in a Bachelor program.



Standard: Degree and Certificate Completion, and Career Technical Education (CTE)

- **Proposed Definition:**

- **Career and Technical Education (CTE) :**

- Educational programs that specialize in the skilled trades, applied sciences, modern technologies, and career preparation (*Reference Education Reform*)
 - Educational programs that focus on the skills and knowledge required for specific jobs or fields of work. The occupational fields included in this definition are: agriculture and natural resources (ACNR); business support, management, and finance (BUS); communications; computer and information sciences; construction; consumer services; education; engineering and architecture; health sciences (Health & Nursing); manufacturing; marketing; public, social, and protective services; repair; and transportation. (*Reference P.L. 115-224- NCES defines career and technical education*)



Standard: Degree and Certificate Completion, and Career Technical Education (CTE)

- **Identification of CTE Programs (*Reference 2020-2022 Catalog*):**
 - **Career and Technical Education (CTE) programs : (46)**
 - All Associate of Science Degrees (19)
 - All COPs (22)
 - Bachelor of Education (1)
 - Associate of Arts Degree with emphasis on: (4)
 - Elementary Education
 - Business Administration
 - Human Services
 - Pre-Law



Standard V: Degree and Certificate Completion, and Career Technical Education (CTE)

- **2020 Proposal:**
- **Approval of New Standard V: Degree and Certificate Completion, and Career Technical Education.**
 - **Approval of Rate Calculation for Standard V**
 - **Approval of Career Technical Education(CTE) definition**
 - **Approval of identified CTE Programs (COPs, AS, AA, and B.Ed programs).**



Standard V: Degree and Certificate Completion, and Career Technical Education

- **2020 Proposal:**
 - Associate Degrees
 - Reported based on Co-Foundation :**90%**
 - Certificate – **10% (set in 2019)**
 - **Recommendations for Approval:**
 - **Associate Degrees:**
 - **Target- 90%**
 - **New Stretch Goal -95%**
 - **Certificates:**
 - **New Target 10%**
 - **New Stretch Goal – 15%**
 - **Bachelor Degree:**
 - **New Target - 95%**
 - **New Stretch goal- 100%**



American Samoa Community College

Standard VI: Graduation Rates and Transfers



Standard VI: Graduation Rates, Transfer and Transition into the Workforce

Indicator:

- The successful completion of a Degree Program or Certificate and transfer to institutions of higher learning or transition into the workforce.
 - Percentage of Graduates **who complete Degree Program or certificate** within 150% of Normal Time to Completion (NTC).
 - Percentage of graduates who transfer to **other** institutions of higher learning.
 - Percentage of graduates who transition into the workforce.



Standard VI: Graduation Rates, Transfer and Transition into the Workforce

Proposed Indicator:

- The successful completion of a Degree Program or Certificate and transfer to institutions of higher learning or transition into the workforce.
 - Percentage of
 - a) **AA/AS graduates who complete Degree Program or Certificate within 150% of Normal Time to Completion (NTC).**
 - b) **B.Ed. graduates who complete Degree Program within 150% or 300% of NTC.**
 - Percentage of graduates who transfer to institutions of higher learning.
 - Percentage of graduates who transition into the workforce.



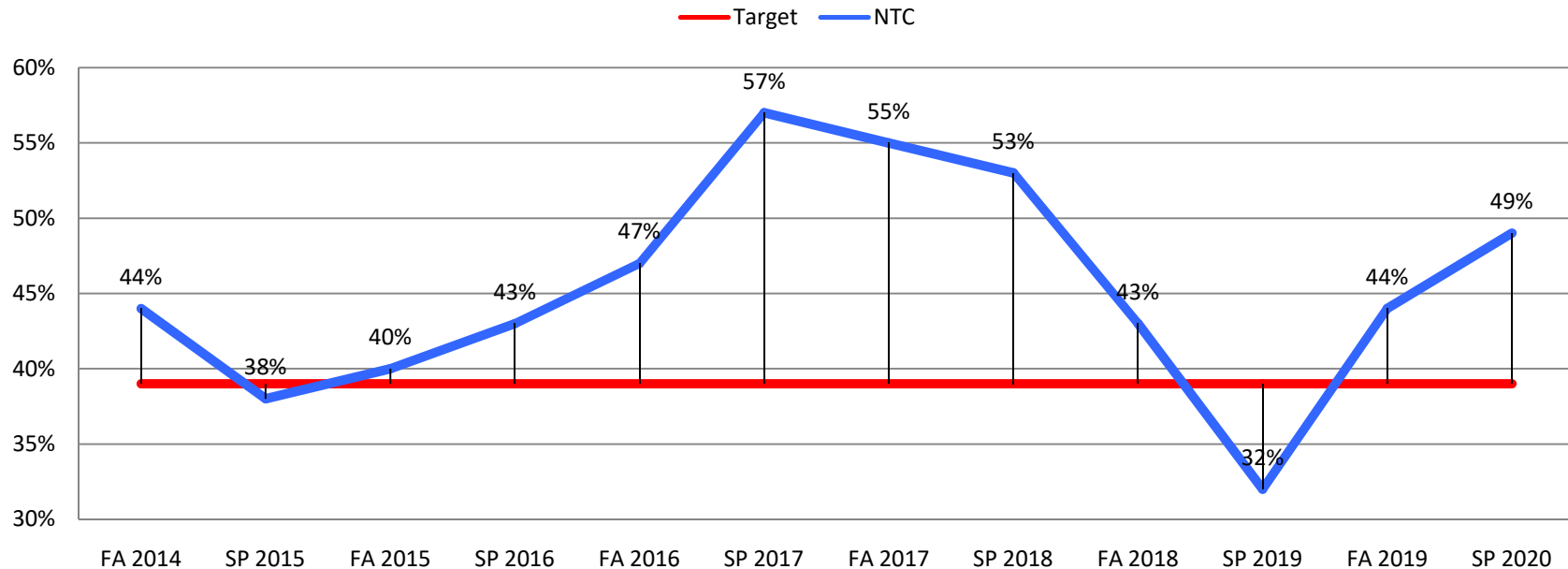
150% of Normal Time to Completion (NTC)

- **Rate Calculation:** Number of graduates that completed degree programs in 3 years (5-6 semesters not including Summer Term) divided by the total number of graduates.
- **Target set in 2015: 39%**



Standard for Normal Time to Completion

NTC: Target = 39%



Statistics:

- Target met: **91%**
- Min: **32%**
- Max: **57%**
- Median: **44%**
- Mean: **45%**

Recommendations:

- 2015: Target = **39%**
- 2017: No Change
- **2020: Proposal New Target 45%, Stretch Goal 50%**



Standard VI: Graduation Rates, Transfer and Transition into the Workforce

- **2020 Proposal:**
 - **Normal Time to Completion (NTC)- 39%**
 - **Proposed Targets:**
 - **Proposed New Target – 45%**
 - **New Proposed Stretch goal- 50%**



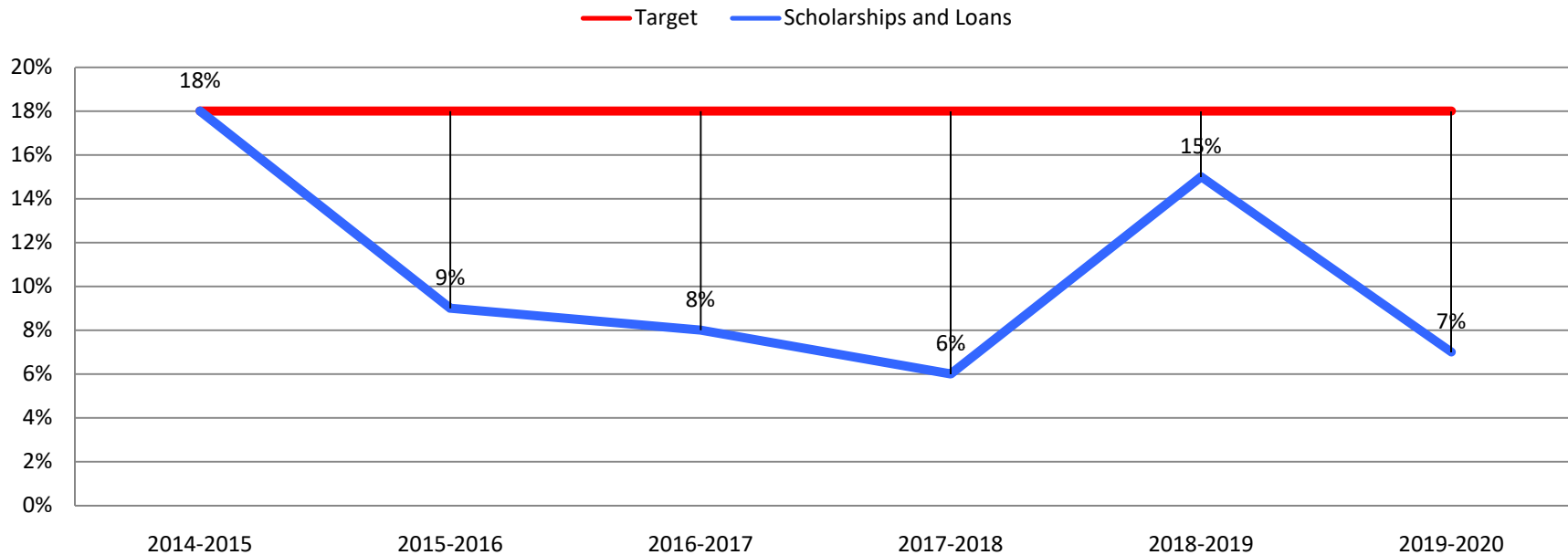
Transfer to Institutions of Higher Learning

- **Rate Calculation:** Number of graduates that received ASG scholarships and loans as divided by the total number of graduates per Academic year.
- **Target set in 2015: 18%**



Standard for Transfer

Transfer (Scholarships and Loans): Target = 18%



Statistics:

- Target met: **16% (5 Academic Years)**
- Min: **6%**
- Max: **18%**
- Median: **9%**
- Mean: **11%**

Recommendations:

- 2015: Target = **18%**
- 2017: No Change
- 2020: Safe Zone/Stretch Goal = **New Target 20 % - new stretch goal at 25%**



Standard VI: Transfer to Higher Education

- **Recommendations: Set Target by AA/AS programs and Bachelor Program**
- **Transfer by programs:**
 - Graduates who completed an Associate Degrees and transferring to higher education
 - **ASCC Bachelor Program**
 - **Four Year Institutions**
 - Graduates who completed a **Bachelor Degree** and transferring to graduate schools
 - Graduates who completed a **COP** and transfer to an Associate Program



Standard VI: Transfer to Higher Edu.

2020 Proposal

- **Transfer to Higher Education:**
 - **Existing Target- 18%**
 - **Stretch Goal**
 - **Proposed Target:**
 - **New Target = 20%**
 - **Stretch Goal = 25%**



Transition into the Workforce

- **Rate Calculation:** Number of graduates that transitioned into the workforce from CTE programs listed divided by the number of graduates from each program.
- **Target set in 2015: 50%**



Standard VI: Transition to the Workforce

- **Recommendations: Set Target by tracking all CTE programs**
 - Graduates who completed an Associate Degrees and transition to workforce
 - AS Degrees (19)
 - AA (4 degrees with Emphasis listed on slide 43)
 - Graduates who completed a Bachelor Degree and transition to the workforce
 - Bachelor in Education (1)
 - Graduates who completed a COP and transition to the workforce
 - COPs (22)



Standard VI: Transition to the Workforce.

2020 Proposal:

- **Proposed Recommendation:**
 - **Approve recommendation on identified CTE Programs for tracking to Transition to the Workforce.**
 - AS Degrees (19)
 - AA
 - Elementary Education
 - Business Administration
 - Human Services
 - Pre-Law
 - Bachelor in Education (1)
 - COPs (22)



Standard VI: Transition to Workforce

2020 Proposal:

- **Transition to Workforce**
 - **Existing Target- 50%**
 - **Stretch Goal**
- **Proposed Recommendations:**
 - **New Set Target: 75%**
 - **Stretch Goal: 80%**



2021 INSTITUTION SET STANDARD
